


, where 'yourdomain.com' is your actual domain name. If this is not working for you, it might be possible that your ISP is blocking the access to non-standard ports accessed through SSL connection. In this case, please use: <http://webmail.servername.com> , where 'servername.com' should be the name of your server (e.g. <http://webmail.indexjo.com>).

Please use the full e-mail account username to login to the webmail interface or when setting your e-mail client software. Example: user@yourdomain.com instead of user.


Once you login, you can choose between three webmail clients: **Horde**, **SquirrelMail** and **RoundCube**

. It is up to you to choose which one you like better.


You are logged in as user




horde
Read Mail Using Horde
[Enable AutoLoad]



SquirrelMail
WEBMAIL FOR NOTO
Read Mail Using SquirrelMail
[Enable AutoLoad]



ROUND CUBE
WEBMAIL
Read Mail Using RoundCube
[Enable AutoLoad]



Configure
Mail Client

[Return to cPanel]

If you login to your webmail through the **Webmail** icon on your cPanel main page, you will be logged in with the default system email account.



Please do not use the default email account, because very often emails send from the system email accounts are going to the **Junk** folders.

In order to use your email you have to create another email account with the same or different username.

To login to one of your added accounts from your cPanel, you should go to **Email Accounts** and then click the

Access Webmail

icon next to the account you wish to access. Then you should type in the password corresponding to the account and click on [

Login

].

□